

PRODUCT DATASHEET

FLOODLIGHT 30 W 3000 K IP65 WT

FLOODLIGHT 30 | Floodlight with symmetrical light output with 30 W



AREAS OF APPLICATION

- Replacement for floodlights with halogen lamps
- Car parks and underpasses
- Public areas
- Building facades
- Construction areas
- D-sign according to EN 60598-2-24 for fire-risk commercial unit, f. e. by accumulation of dust

PRODUCT BENEFITS

- Frosted cover made of tempered glass for uniform illumination
- Optimized weight and size due to compact design
- No upper light output ratio (ULOR 0%) when mounted at 0° tilt
- Energy savings of up to 90 % compared to halogen lamp floodlights
- 3 years guarantee

PRODUCT FEATURES

- Symmetrical beam angle: 100° x 100°
- Luminaire efficacy: up to 110 lm/W
- Mounting bracket for up to 180° tilting
- Angled (30°) mounting bracket and up to 180° tilting
- Type of protection: IP65
- Impact resistance: IK07
- Ambient temperature in operation: -20...+50 °C



- Connection via 1 m cable, wiring required

TECHNICAL DATA

Electrical data

Nominal wattage	30.00 W
Operating mode	Integrated LED driver
Nominal voltage	220...240 V
Power factor λ	> 0.90
Mains frequency	50/60 Hz
Max. no. of lum. on circuit break. B16 A	50
Max. no. of lum. on circuit break. C10 A	40
Max. no. of lum. on circuit break. C16 A	64
Inrush current	20.0 A
Total harmonic distortion	< 20 %
Inrush current time T_{h50}	1000 μ s

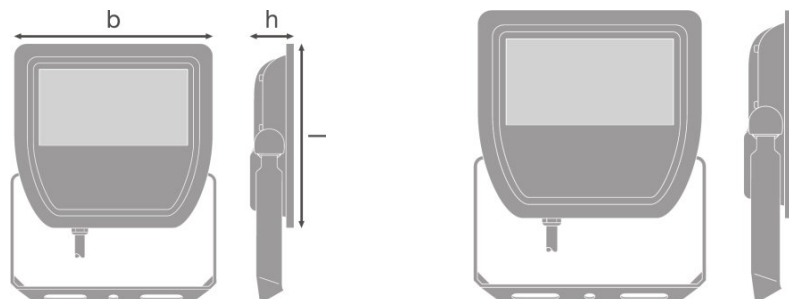
Photometrical data

Color temperature	3000 K
Luminous flux	3150 lm
Luminous efficacy	110 lm/W
Standard deviation of color matching	≤ 5 sdcn
Light color (designation)	Warm White
Color rendering index Ra	≥ 80

Light technical data

Beam angle	100 ° x 100 °
------------	---------------

Dimensions & weight



Length	140.0 mm
Width	150.0 mm

Height	42.0 mm
Product weight	600.00 g
Cable length	1000 mm

Colors & materials

Body material	Aluminum/Polycarbonate (PC)
Product color	White
Housing color	White
Cover material	Tempered glass

Temperatures & operating conditions

Ambient temperature range	-20...+50 °C
----------------------------------	--------------

Lifespan

Number of switching cycles	100000
Lifespan L70/B50 at 25 °C	50000 h
Lifespan L80/B10 at 25 °C	30000 h
Lifespan L90/B10 at 25 °C	15000 h

Additional product data

Mounting type	Surface
Mounting location	Wall / Ceiling / Floor

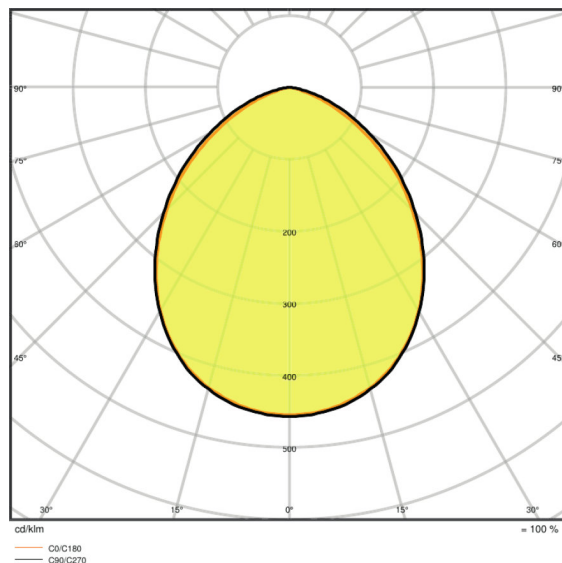
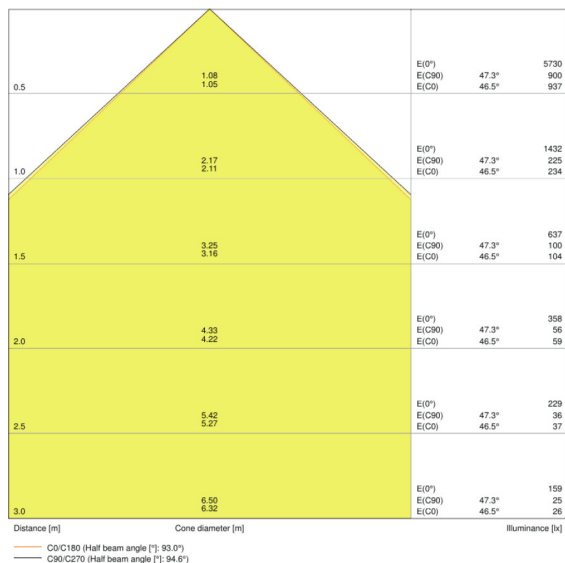
Capabilities

Adjustable	Yes
Dimmable	No
Type of connection	Cable, 3-pole
LED module replaceable	Not replaceable

Certificates & standards

Protection class IK (shock resistance)	IK07
Glow Wire Test according to IEC 695-2-1	650 °C
Photobiological safety group EN62778	RG 1
Photobio. safety group acc. to EN62471	RG 0
Protection class	I
Type of protection	IP65
Luminaire with limited surface temperature, class "D"	Yes
Standards	CE/CB/TÜV SÜD/EAC/RoHS

Light Distribution



LDC typ cone

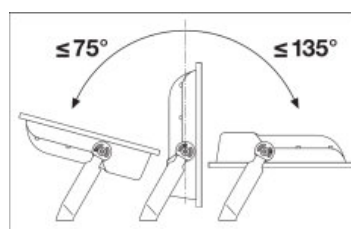
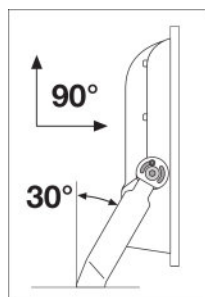
LDC typ polar

LOGISTICAL DATA

Product code	Packaging unit (Pieces/Unit)	Dimensions (length x width x height)	Gross weight	Volume
4058075251427	Folding carton box 1	49 mm x 167 mm x 216 mm	646.00 g	1.77 dm ³
4058075251434	Shipping carton box 10	352 mm x 268 mm x 246 mm	6902.00 g	23.21 dm ³

The mentioned product code describes the smallest quantity unit which can be ordered. One shipping unit can contain one or more single products. When placing an order, for the quantity please enter single or multiples of a shipping unit.

ADDITIONAL CATALOG INFORMATION



REFERENCES / LINKS

For Guarantee see

▶ www.ledvance.com/guarantee

DISCLAIMER

Subject to change without notice. Errors and omission excepted. Always make sure to use the most recent release.